

# Hand Wheel Eding – Data Sheet

## Technical Specification



Read and observe the safety instructions and warnings each time before using the Eding handwheel.

The Eding handwheel is used to enter and control the associated Eding software. Only the listed Eding software and hardware may be used for operation. The handwheel has an integrated 3 meter D-SUB-9 cable with integrated bend protection. The additional shock protection protects the handwheel from damage caused by vibrations.

### General Information

Supported Software*:	EDING CNC V4.xx und V5.xx
Supported Hardware*:	EDING CNC 300, CNC720, CNC760, CPU5A, CPU5B
IP-Protection Class	64

### Description of function

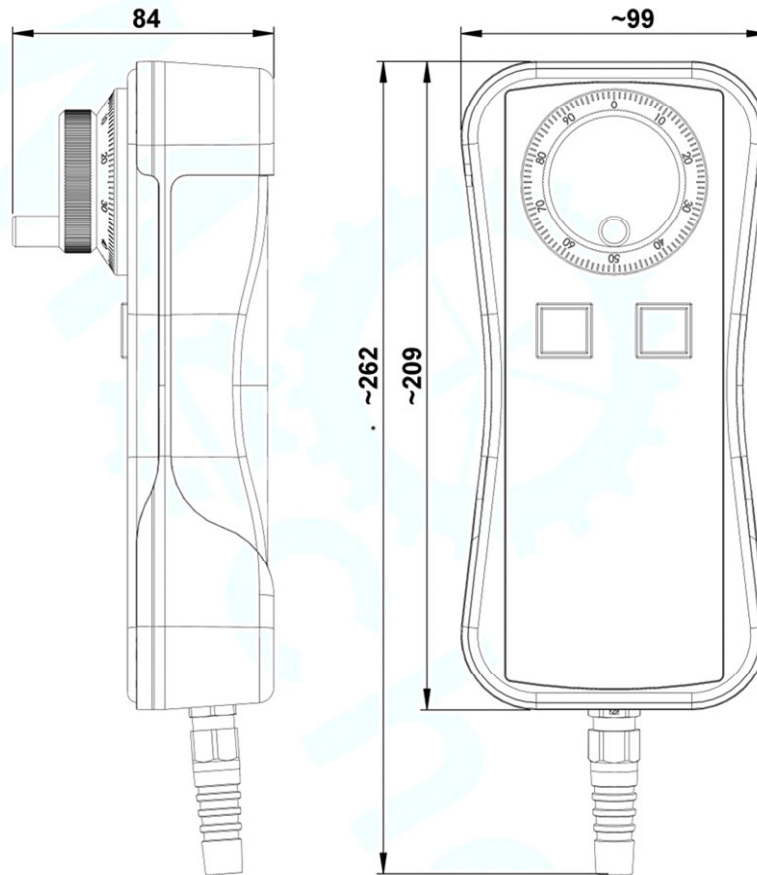
Operating element	Function
Green Button	<b>In manual mode:</b> Zero the selected axis <b>In automatic mode:</b> Start program
Red Button	<b>In manual mode:</b> Select the next axis <b>In automatic mode:</b> Pause program
Encoder	<b>In manual mode:</b> Movement of the selected axis <b>In automatic mode:</b> Set the feed rate from 0 to 300 %

\* Not included in the scope of delivery.

Hardware and software can be purchased via the Eding website or from the dealer of your choice. Further information on the product can be found on the Eding website: <https://edingcnc.com/>

# Hand Wheel Eding – Data Sheet



## Mechanical Dimensions



## Safety and warning notices



- The handwheel is not suitable for direct operation of the axis feed during milling, as is possible with the handwheels on a conventional milling machine without CNC control!
- First connect the handwheel to the hardware, then switch on the power supply.
- Do not use the handwheel if it or the cable is damaged.
- The handwheel is not a toy and is not suitable for children! There is a risk of injury from improper use.
- Only use the handwheel in closed, dry rooms.
- Prevent tripping hazards due to the connected cable.
- Only connect and use the handwheel with the intended hardware.

Symbols		Read the data and instructions before the first commissioning carefully		Dispose of electronic waste at designated collection points and not with household waste.
Manufacturer	Mecheltron GmbH & Co. KG Withig 12, D-77836 Rheinmünster info@mecheltron.com			